

Please check the examination details below before entering your candidate information

Candidate surname

Other names

Pearson Edexcel
Level 3 GCE

Centre Number

--	--	--	--	--

Candidate Number

--	--	--	--	--

Wednesday 5 June 2019

Morning (Time: 2 hours)

Paper Reference **9MA0/01**

Mathematics

Advanced

Paper 1: Pure Mathematics 1

You must have:

Mathematical Formulae and Statistical Tables, calculator

Total Marks

Candidates may use any calculator allowed by Pearson regulations. Calculators must not have the facility for symbolic algebra manipulation, differentiation and integration, or have retrievable mathematical formulae stored in them.

Instructions

- Use **black** ink or ball-point pen.
- If pencil is used for diagrams/sketches/graphs it must be dark (HB or B).
- **Fill in the boxes** at the top of this page with your name, centre number and candidate number.
- Answer **all** questions and ensure that your answers to parts of questions are clearly labelled.
- Answer the questions in the spaces provided
– *there may be more space than you need.*
- You should show sufficient working to make your methods clear. Answers without working may not gain full credit.
- Answers should be given to three significant figures unless otherwise stated.

Information

- A booklet 'Mathematical Formulae and Statistical Tables' is provided.
- There are 14 questions in this question paper. The total mark for this paper is 100.
- The marks for each question are shown in brackets
– *use this as a guide as to how much time to spend on each question.*

Advice

- Read each question carefully before you start to answer it.
- Try to answer every question.
- Check your answers if you have time at the end.

Turn over ►

P58353A

©2019 Pearson Education Ltd.

1/1/1/1/1/1/C2/C2/




Pearson

Answer ALL questions. Write your answers in the spaces provided.

1.

$$f(x) = 3x^3 + 2ax^2 - 4x + 5a$$

Given that $(x + 3)$ is a factor of $f(x)$, find the value of the constant a .

(3)

$$f(-3) = 0$$

$$3(-3)^3 + 2a(-3)^2 - 4(-3) + 5a = 0$$

$$-81 + 18a + 12 + 5a = 0$$

$$23a - 69 = 0$$

$$23a = 69$$

$$\underline{\underline{a = 3}}$$



2.

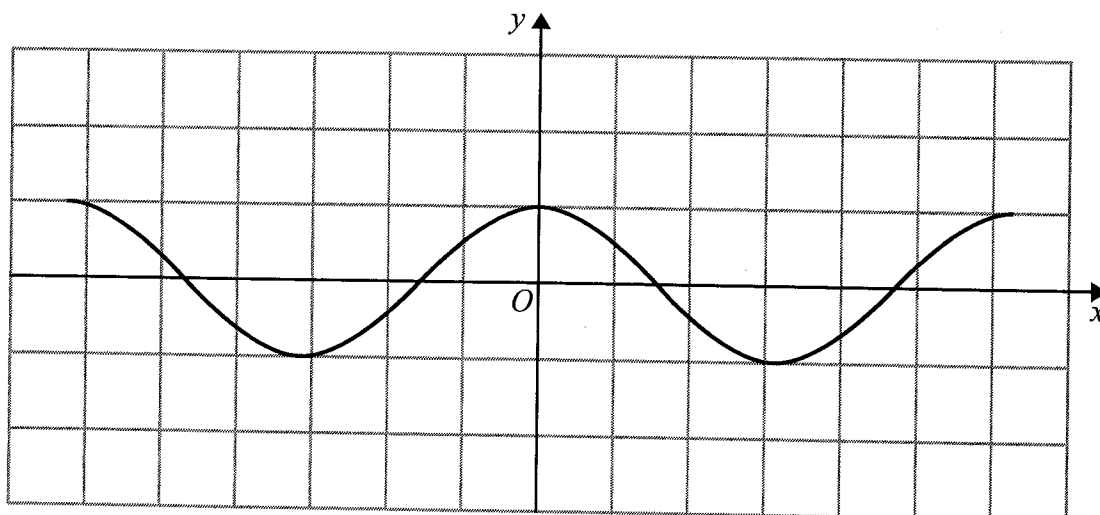


Figure 1

Figure 1 shows a plot of part of the curve with equation $y = \cos x$ where x is measured in radians. Diagram 1, on the opposite page, is a copy of Figure 1.

(a) Use Diagram 1 to show why the equation

$$\cos x - 2x - \frac{1}{2} = 0$$

has only one real root, giving a reason for your answer.

(2)

Given that the root of the equation is α , and that α is small,

(b) use the small angle approximation for $\cos x$ to estimate the value of α to 3 decimal places.

(3)

$$a/ \quad \cos x = 2x + \frac{1}{2}$$

$$c = \frac{1}{2}$$

$$m = 2$$

x	-1	0	1
y	$-\frac{3}{2}$	$\frac{1}{2}$	$\frac{5}{2}$

There is only one intersection \therefore one real root.



Question 2 continued

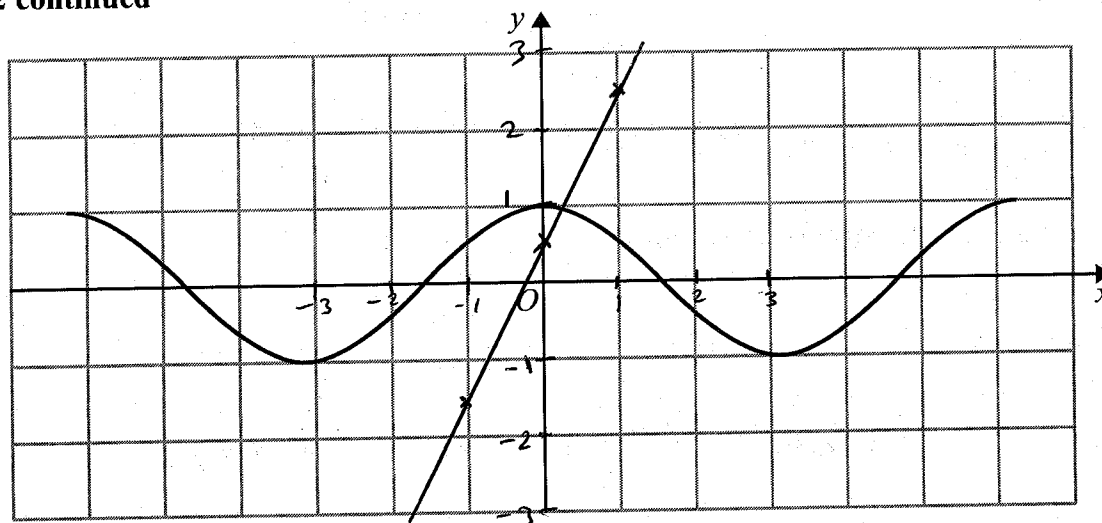


Diagram 1

b/

$$\cos \theta \approx 1 - \frac{\theta^2}{2}$$

$$1 - \frac{x^2}{2} - 2x - \frac{1}{2} = 0$$

$$2 - x^2 - 4x - 1 = 0$$

$$0 = x^2 + 4x - 1$$

$$x = \underline{\underline{0.236}}$$

$$x = -4.236\dots$$

$$x = \underline{\underline{0.236}}$$

rej. see diagram

(Total for Question 2 is 5 marks)

3.

$$y = \frac{5x^2 + 10x}{(x+1)^2} \quad x \neq -1$$

(a) Show that $\frac{dy}{dx} = \frac{A}{(x+1)^n}$ where A and n are constants to be found.

(4)

(b) Hence deduce the range of values for x for which $\frac{dy}{dx} < 0$

(1)

$$a/ \quad u = 5x^2 + 10x \quad v = (x+1)^2$$

$$\frac{du}{dx} = 10x + 10 \quad \frac{dv}{dx} = 2(x+1)$$

$$\frac{dy}{dx} = \frac{v \frac{du}{dx} - u \frac{dv}{dx}}{v^2}$$

$$= \frac{(x+1)^2 (10x+10) - (5x^2+10x) \cdot 2(x+1)}{(x+1)^4}$$

$$= \frac{(x+1)(10x+10) - 2(5x^2+10x)}{(x+1)^3}$$

$$= \frac{10x^2 + 10x + 10x + 10 - 10x^2 - 20x}{(x+1)^3}$$

$$= \frac{10}{(x+1)^3}$$

$$b/ \quad \frac{dy}{dx} < 0 \quad \text{when} \quad (x+1)^3 < 0$$

$$[(x+1) < 0]$$

$$\therefore \underline{\underline{x < -1}}$$



4. (a) Find the first three terms, in ascending powers of x , of the binomial expansion of

$$\frac{1}{\sqrt{4-x}}$$

giving each coefficient in its simplest form.

(4)

The expansion can be used to find an approximation to $\sqrt{2}$

Possible values of x that could be substituted into this expansion are:

- $x = -14$ because $\frac{1}{\sqrt{4-x}} = \frac{1}{\sqrt{18}} = \frac{\sqrt{2}}{6}$
- $x = 2$ because $\frac{1}{\sqrt{4-x}} = \frac{1}{\sqrt{2}} = \frac{\sqrt{2}}{2}$
- $x = -\frac{1}{2}$ because $\frac{1}{\sqrt{4-x}} = \frac{1}{\sqrt{\frac{9}{2}}} = \frac{\sqrt{2}}{3}$

(b) Without evaluating your expansion,

(i) state, giving a reason, which of the three values of x should not be used

(1)

(ii) state, giving a reason, which of the three values of x would lead to the most accurate approximation to $\sqrt{2}$

(1)

$$a) (4-x)^{-\frac{1}{2}}$$

$$4^{-\frac{1}{2}} \left(1 - \frac{x}{4}\right)^{-\frac{1}{2}}$$

$$\frac{1}{2} \left(1 - \frac{x}{4}\right)^{-\frac{1}{2}}$$

$$\frac{1}{2} \left(1 + \left(-\frac{1}{2}\right)\left(-\frac{x}{4}\right) + \frac{\left(-\frac{1}{2}\right)\left(-\frac{3}{2}\right)}{2} \left(-\frac{x}{4}\right)^2\right)$$

$$\frac{1}{2} \left(1 + \frac{1}{8}x + \frac{3}{128}x^2\right)$$

$$\frac{1}{2} + \frac{1}{16}x + \frac{3}{256}x^2$$

b) The expansion is valid for $\left|\frac{x}{4}\right| < 1$

$$|x| < 4$$



Question 4 continued

i/ $x = -14$ should not be used

ii/ $x = -\frac{1}{2}$ is the most accurate as
it is closest to zero.

(Total for Question 4 is 6 marks)



5.

$$f(x) = 2x^2 + 4x + 9 \quad x \in \mathbb{R}$$

(a) Write $f(x)$ in the form $a(x + b)^2 + c$, where a , b and c are integers to be found. (3)

(b) Sketch the curve with equation $y = f(x)$ showing any points of intersection with the coordinate axes and the coordinates of any turning point. (3)

(c) (i) Describe fully the transformation that maps the curve with equation $y = f(x)$ onto the curve with equation $y = g(x)$ where

$$g(x) = 2(x - 2)^2 + 4x - 3 \quad x \in \mathbb{R}$$

(ii) Find the range of the function

$$h(x) = \frac{21}{2x^2 + 4x + 9} \quad x \in \mathbb{R} \quad (4)$$

a/

$$2[x^2 + 2x] + 9$$

$$2[(x+1)^2 - 1] + 9$$

$$2(x+1)^2 - 2 + 9$$

$$\underline{\underline{2(x+1)^2 + 7}}$$

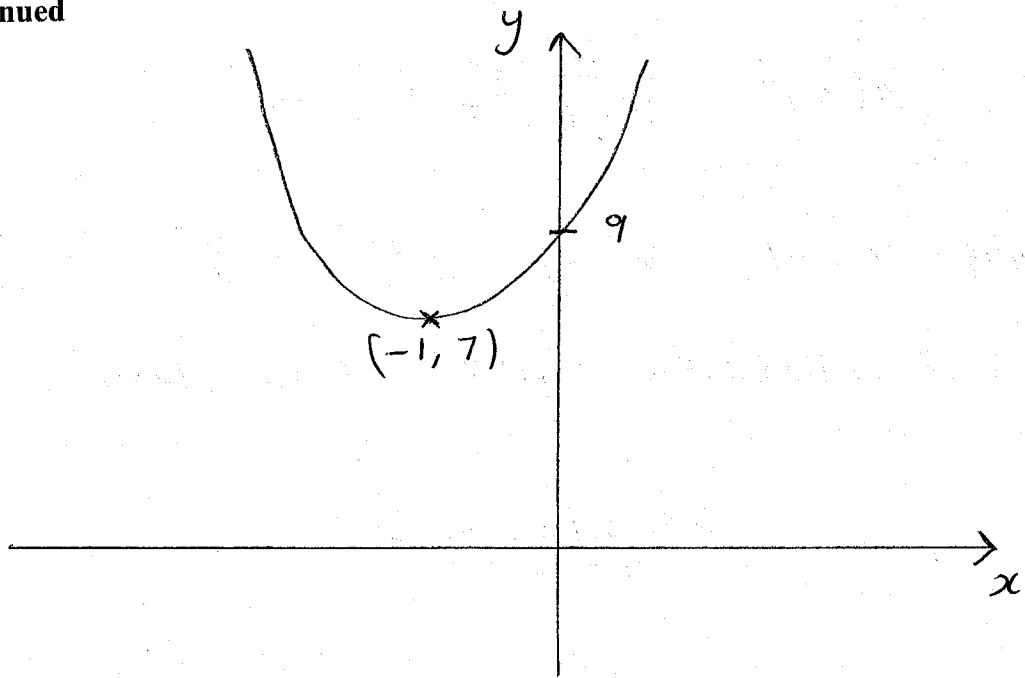
b/

min point $(-1, 7)$

crosses y when $x=0$ $y=9$



Question 5 continued



c) Translation right 2 where

$$f(x-2) = 2(x-2)^2 + 4(x-2) + 9$$

$$= 2(x-2)^2 + 4x - 8 + 9$$

$$= 2(x-2)^2 + 4x + 1$$

$$f(x-2) - 4 = 2(x-2)^2 + 4x - 3$$

$$g(x) = f(x-2) - 4$$

2 right, down 4, $\begin{pmatrix} 2 \\ -4 \end{pmatrix}$

Translation by the vector $\begin{pmatrix} 2 \\ -4 \end{pmatrix}$

Question 5 continued

$$\text{ii) } h(x) = \frac{21}{2(x+1)^2 + 7}$$

$$\text{when } x = -1 \quad h(-1) = \frac{21}{7} = 3$$

as x increases $h(x)$ gets closer to zero

$$\underline{\underline{0 < h(x) \leq 3}}$$



6. (a) Solve, for $-180^\circ \leq \theta \leq 180^\circ$, the equation

$$5 \sin 2\theta = 9 \tan \theta$$

giving your answers, where necessary, to one decimal place.

[Solutions based entirely on graphical or numerical methods are not acceptable.]

(6)

(b) Deduce the smallest positive solution to the equation

$$5 \sin(2x - 50^\circ) = 9 \tan(x - 25^\circ)$$

(2)

$$a/ \quad 5 \sin 2\theta = 9 \tan \theta$$

$$5(2 \sin \theta \cos \theta) = 9 \tan \theta$$

$$10 \sin \theta \cos \theta = 9 \frac{\sin \theta}{\cos \theta}$$

$$10 \sin \theta \cos^2 \theta = 9 \sin \theta$$

$$10 \sin \theta (1 - \sin^2 \theta) = 9 \sin \theta$$

$$10 \sin \theta - 10 \sin^3 \theta = 9 \sin \theta$$

$$0 = 10 \sin^3 \theta - \sin \theta$$

$$0 = \sin \theta (10 \sin^2 \theta - 1)$$

$$\sin \theta = 0 \quad \sin^2 \theta = \frac{1}{10}$$

$$\sin \theta = \sqrt{\frac{1}{10}} \quad \sin \theta = -\sqrt{\frac{1}{10}}$$

$$\theta = \underline{0^\circ}, \underline{-180^\circ}, \underline{180^\circ} \quad \theta = \underline{18.4^\circ}, \underline{161.6^\circ} \quad \theta = \underline{-18.4^\circ}, \underline{-161.6^\circ}$$

$$b/ \quad -18.4 + 25 = \underline{6.6^\circ}$$



7. In a simple model, the value, $\pounds V$, of a car depends on its age, t , in years.

The following information is available for car A

- its value when new is $\pounds 20\,000$
- its value after one year is $\pounds 16\,000$

(a) Use an exponential model to form, for car A , a possible equation linking V with t . (4)

The value of car A is monitored over a 10-year period.
Its value after 10 years is $\pounds 2\,000$

(b) Evaluate the reliability of your model in light of this information. (2)

The following information is available for car B

- it has the same value, when new, as car A
- its value depreciates more slowly than that of car A

(c) Explain how you would adapt the equation found in (a) so that it could be used to model the value of car B . (1)

$$a/ \quad V = Ae^{kt}$$

$$A = 20000$$

$$V = 20000e^{kt}$$

$$\text{when } t=1 \quad V = 16000$$

$$16000 = 20000e^k$$

$$\frac{4}{5} = e^k$$

$$k = \ln \frac{4}{5}$$

$$V = 20000e^{t \ln \frac{4}{5}}$$



Question 7 continued

b/ $t = 10$

$$V = 20000 e^{10 \ln \frac{4}{5}}$$
$$= \pounds 2147$$

$\pounds 2147$ is close to $\pounds 2000$, the model is reliable.

c/ The k value would change
It would be a ~~smaller number~~ (closer to zero)



8.

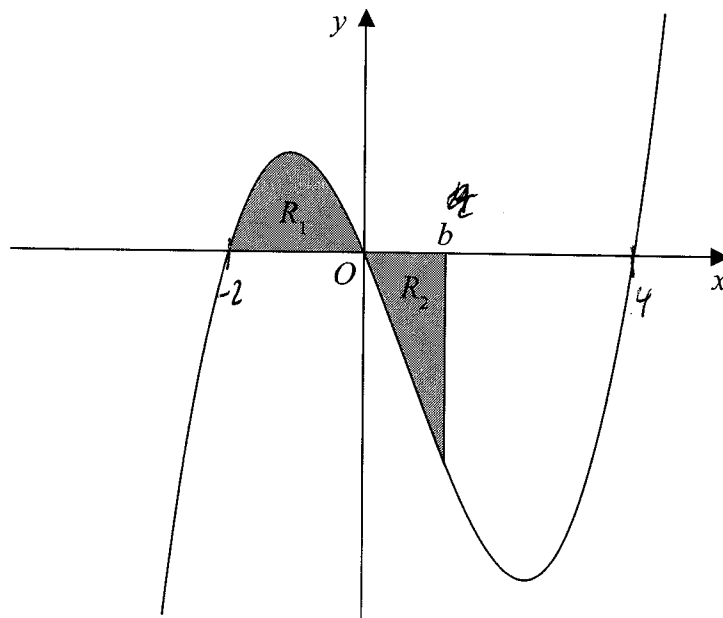


Figure 2

Figure 2 shows a sketch of part of the curve with equation $y = x(x+2)(x-4)$.

$$x=0 \quad x=-2 \quad x=4$$

The region R_1 shown shaded in Figure 2 is bounded by the curve and the negative x -axis.

- (a) Show that the exact area of R_1 is $\frac{20}{3}$ (4)

The region R_2 also shown shaded in Figure 2 is bounded by the curve, the positive x -axis and the line with equation $x = b$, where b is a positive constant and $0 < b < 4$

Given that the area of R_1 is equal to the area of R_2

- (b) verify that b satisfies the equation

$$(b+2)^2(3b^2 - 20b + 20) = 0 \quad (4)$$

The roots of the equation $3b^2 - 20b + 20 = 0$ are 1.225 and 5.442 to 3 decimal places. The value of b is therefore 1.225 to 3 decimal places.

- (c) Explain, with the aid of a diagram, the significance of the root 5.442 (2)

$$a/ \quad y = x(x^2 - 4x + 2x - 8)$$

$$= x(x^2 - 2x - 8)$$

$$= x^3 - 2x^2 - 8x$$



Question 8 continued

$$\int_{-2}^0 x^3 - 2x^2 - 8x \, dx$$

$$\left[\frac{1}{4}x^4 - \frac{2}{3}x^3 - 4x^2 \right]_{-2}^0$$

$$(0) - \left(\frac{1}{4}(-2)^4 - \frac{2}{3}(-2)^3 - 4(-2)^2 \right)$$

$$= \underline{\underline{\frac{20}{3}}}$$

b/ $\int_0^b x^3 - 2x^2 - 8x \, dx = -\frac{20}{3}$ (under x axis will give -ve area)

$$\frac{1}{4}b^4 - \frac{2}{3}b^3 - 4b^2 = -\frac{20}{3}$$

$$b^4 - \frac{8}{3}b^3 - 16b^2 = -\frac{80}{3}$$

$$3b^4 - 8b^3 - 48b^2 = -80$$

$$3b^4 - 8b^3 - 48b^2 + 80 = 0$$

$b+2$ is a factor as $3(-2)^4 - 8(-2)^3 - 48(-2)^2 + 80 = 0$

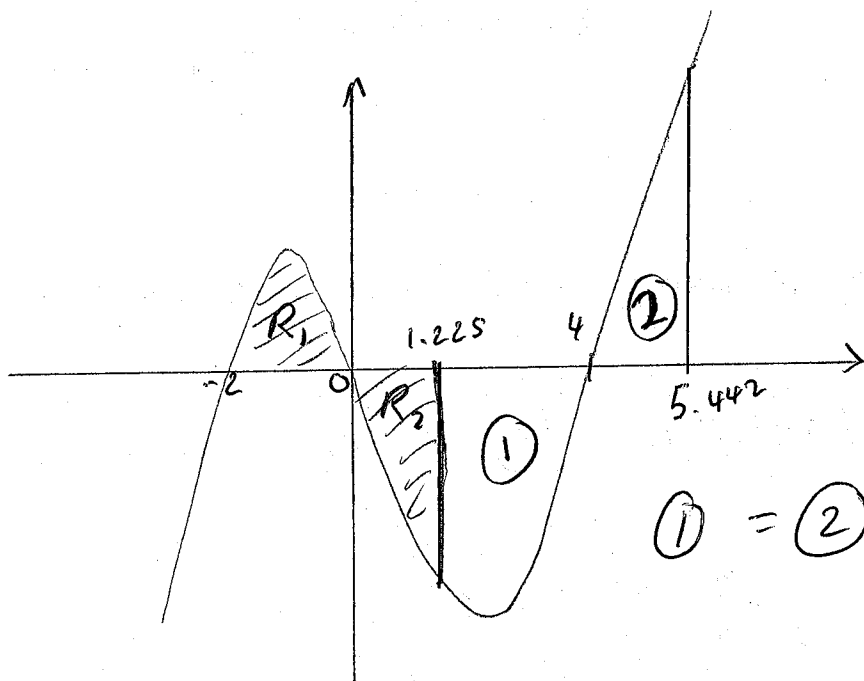
$$\begin{array}{r}
 3b^3 - 14b^2 - 20b + 40 \\
 b+2 \overline{) 3b^4 - 8b^3 - 48b^2 + 0b + 80} \\
 \underline{3b^4 + 6b^3} \\
 -14b^3 - 48b^2 \\
 \underline{-14b^3 - 28b^2} \\
 -20b^2 + 0b \\
 \underline{-20b^2 - 40b} \\
 40b + 80 \\
 \underline{40b + 80} \\
 0
 \end{array}$$

$$(b+2)(3b^3 - 14b^2 - 20b + 40) = 0$$

$$(b+2)(b+2)(3b^2 - 20b + 20) = 0$$

$$(b+2)^2(3b^2 - 20b + 20) = 0$$

Question 8 continued



c/ ~~The total Area above the graph (2)~~

The area below the graph $(R_2 + \textcircled{1})$ - area above graph $\textcircled{2} = R_2$

(Total for Question 8 is 10 marks)

9. Given that $a > b > 0$ and that a and b satisfy the equation

$$\log a - \log b = \log(a - b)$$

(a) show that

$$a = \frac{b^2}{b-1} \quad (3)$$

(b) Write down the full restriction on the value of b , explaining the reason for this restriction. (2)

a/ $\log\left(\frac{a}{b}\right) = \log(a - b)$

$$\frac{a}{b} = a - b$$

$$a = ab - b^2$$

$$b^2 = ab - a$$

$$b^2 = a(b - 1)$$

$$\frac{b^2}{b-1} = a$$

b/ $a > b > 0$

$b \neq 1$ as $\frac{b^2}{b-1}$ is not defined when $b=1$

as $a > b > 0$ $\frac{b^2}{b-1} > 0$

b^2 is always +ve

$$\therefore b - 1 > 0$$

$$\underline{\underline{b > 1}}$$



10. (i) Prove that for all $n \in \mathbb{N}$, $n^2 + 2$ is not divisible by 4

(4)

(ii) "Given $x \in \mathbb{R}$, the value of $|3x - 28|$ is greater than or equal to the value of $(x - 9)$."
State, giving a reason, if the above statement is always true, sometimes true or never true.

(2)

10(i) when n is even:

$$(2m)^2 + 2 = 4m^2 + 2$$

Two more than a multiple of 4 is not divisible by 4

when n is odd

$$\begin{aligned}(2m+1)^2 + 2 \\ (2m+1)(2m+1) + 2 \\ 4m^2 + 2m + 2m + 1 + 2 \\ 4m^2 + 4m + 3 \\ 4(m^2 + m) + 3\end{aligned}$$

Three more than a multiple of 4 is not divisible by 4

\therefore For $n \in \mathbb{N}$ $n^2 + 2$ is not divisible by 4

ii) True when $x = 9$

$$\begin{aligned}|3x - 28| &\geq \\ |3(9) - 28| &= 1 \quad 9 - 9 = 0\end{aligned}$$

Not true when $x = 9.3$

$$|3(9.3) - 28| = 0.1 \quad 9.3 - 9 = 0.3$$

\therefore Sometimes true



11. A competitor is running a 20 kilometre race.

She runs each of the first 4 kilometres at a steady pace of 6 minutes per kilometre. After the first 4 kilometres, she begins to slow down.

In order to estimate her finishing time, the time that she will take to complete each subsequent kilometre is modelled to be 5% greater than the time that she took to complete the previous kilometre.

Using the model,

(a) show that her time to run the first 6 kilometres is estimated to be 36 minutes 55 seconds, (2)

(b) show that her estimated time, in minutes, to run the r th kilometre, for $5 \leq r \leq 20$, is

$$6 \times 1.05^{r-4} \quad (1)$$

(c) estimate the total time, in minutes and seconds, that she will take to complete the race. (4)

a/ First 4 km in $4 \times 6 = 24$ minutes

km 5 in $6 \times 1.05 = 6.3$
 $= 6$ mins 18 seconds

km 6 in $6.3 \times 1.05 = 6.615$
 $= 6$ mins 37 seconds

$$24 \text{ mins} + 6 \text{ mins } 18 \text{ s} + 6 \text{ mins } 37 \text{ s} = 36 \text{ mins } \underline{\underline{55 \text{ s}}}$$

b/ km 5 6×1.05^1 $1 = 5 - 4$
km 6 6×1.05^2 $2 = 6 - 4$

$$\therefore \text{ km } r = 6 \times 1.05^{r-4}$$

c/ ~~S_{16}~~ $S_n = \frac{a(r^n - 1)}{r - 1}$

$$S_{16} = \frac{6.3(1.05^{16} - 1)}{1.05 - 1} = 149.04 = 149 \text{ mins } 3 \text{ seconds}$$



Question 11 continued

First 4 km + Last 16 km

24m + 149m 3 seconds

= 173 minutes and 3 seconds

DO NOT WRITE IN THIS AREA



12.

$$f(x) = 10e^{-0.25x} \sin x, \quad x \geq 0$$

- (a) Show that the x coordinates of the turning points of the curve with equation $y = f(x)$ satisfy the equation $\tan x = 4$

(4)

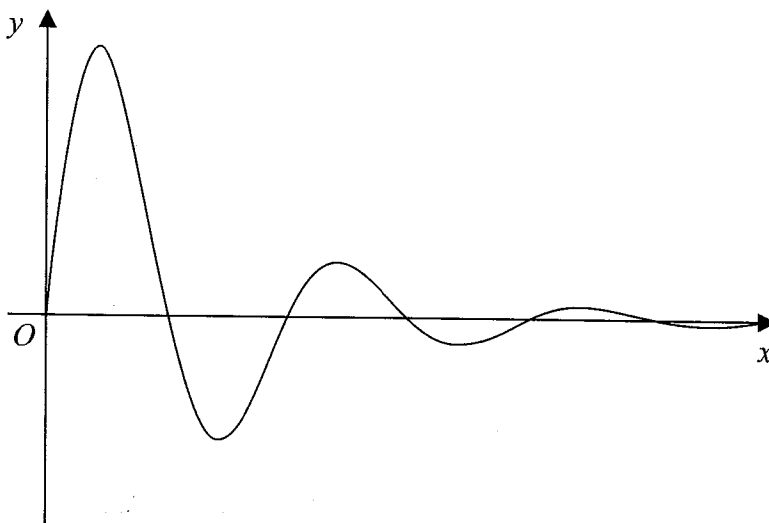


Figure 3

Figure 3 shows a sketch of part of the curve with equation $y = f(x)$.

- (b) Sketch the graph of H against t where

$$H(t) = |10e^{-0.25t} \sin t| \quad t \geq 0$$

showing the long-term behaviour of this curve.

(2)

The function $H(t)$ is used to model the height, in metres, of a ball above the ground t seconds after it has been kicked.

Using this model, find

- (c) the maximum height of the ball above the ground between the first and second bounce.

(3)

- (d) Explain why this model should not be used to predict the time of each bounce.

(1)

a/ turning points where $f'(x) = 0$

$$\cancel{f(x)} \quad u = 10e^{-0.25x} \quad v = \sin x$$

$$\frac{du}{dx} = -2.5e^{-0.25x} \quad \frac{dv}{dx} = \cos x$$



Question 12 continued

$$f'(x) = 10e^{-0.25x} \cos x - 2.5e^{-0.25x} \sin x$$

$$10e^{-0.25x} \cos x - 2.5e^{-0.25x} \sin x = 0$$

$$e^{-0.25x} (10 \cos x - 2.5 \sin x) = 0$$

NO SOL.

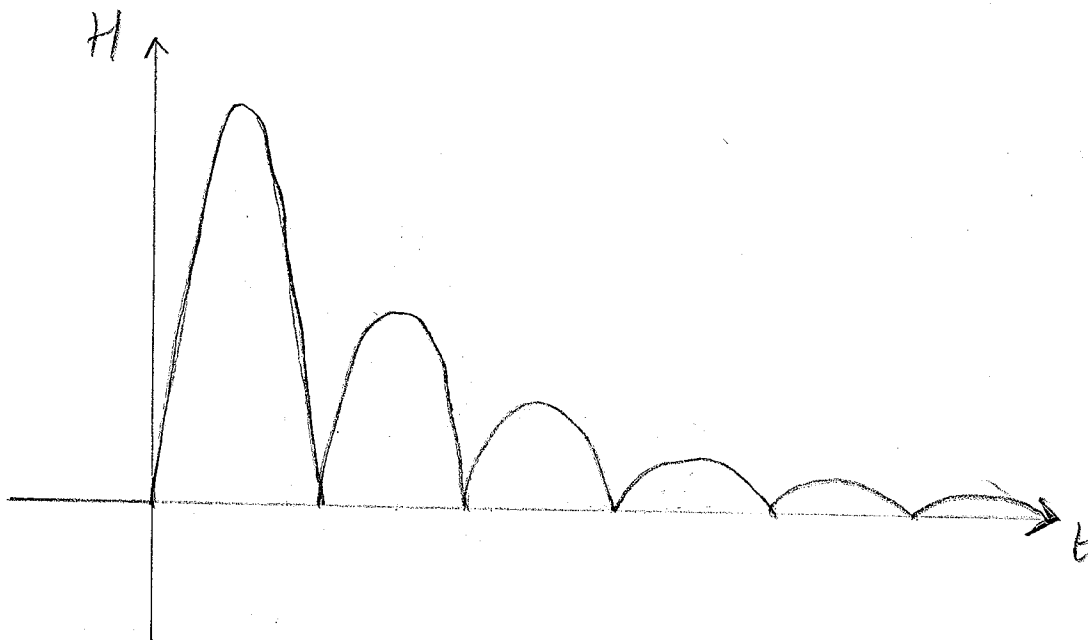
$$10 \cos x - 2.5 \sin x = 0$$

$$10 \cos x = 2.5 \sin x$$

$$4 \cos x = \sin x$$

$$\underline{\underline{4 = \tan x}}$$

Question 12 continued



c/ Max when $\tan t = 4$

$$t = \tan^{-1}(4)$$

$$= 1.33, \underline{\underline{4.47}}$$

↑
between first + second bounce

$$H(4.47) = |10e^{-0.25(4.47)} \sin(4.47)|$$

$$= \underline{\underline{3.18 \text{ m}}} \quad (3 \text{ s.f.})$$

d/ In the model the time between each bounce is equal. This would not happen as ~~so~~ ^{the} height decreases the time will decrease.



13. The curve C with equation

$$y = \frac{p - 3x}{(2x - q)(x + 3)} \quad x \in \mathbb{R}, x \neq -3, x \neq 2$$

where p and q are constants, passes through the point $\left(3, \frac{1}{2}\right)$ and has two vertical asymptotes with equations $x = 2$ and $x = -3$

(a) (i) Explain why you can deduce that $q = 4$

(ii) Show that $p = 15$

(3)

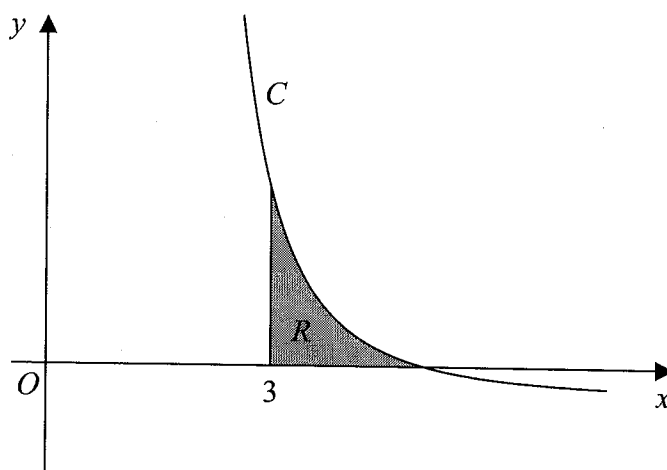


Figure 4

Figure 4 shows a sketch of part of the curve C . The region R , shown shaded in Figure 4, is bounded by the curve C , the x -axis and the line with equation $x = 3$

(b) Show that the exact value of the area of R is $a \ln 2 + b \ln 3$, where a and b are rational constants to be found.

(8)

a) i/ The asymptote will be where $x=2$ $2x - q = 0$

when $x=2$ $2(2) - q = 0$

$$4 - q = 0$$

$$\underline{q = 4}$$

ii/ $\frac{1}{2} = \frac{p - 3(3)}{(2(3) - 4)(3 + 3)}$

$$\frac{1}{2} = \frac{p - 9}{2(6)}$$



Question 13 continued

$$6 = p - 9$$

$$p = 15$$

b/ crosses x when $y = 0$

$$0 = \frac{15 - 3x}{(2x - 4)(x + 3)}$$

$$0 = 15 - 3x$$

$$3x = 15$$

$$x = 5$$

$$\int_3^5 \frac{15 - 3x}{(2x - 4)(x + 3)} dx$$

$$\frac{15 - 3x}{(2x - 4)(x + 3)} = \frac{A}{2x - 4} + \frac{B}{x + 3}$$

$$15 - 3x = A(x + 3) + B(2x - 4)$$

let $x = -3$

$$15 - 3(-3) = B(2(-3) - 4)$$

$$24 = -10B$$

$$B = -2.4$$

let $x = 2$

$$15 - 3(2) = A(2 + 3)$$

$$9 = 5A$$

$$A = \frac{9}{5} = 1.8$$

$$\int_3^5 \frac{1.8}{2x - 4} - \frac{2.4}{x + 3} dx$$



Question 13 continued

$$\left[\frac{1.8}{2} \ln |2x - 4| - 2.4 \ln |x + 3| (+c) \right]_3^5$$

$$(0.9 \ln 6 - 2.4 \ln 8) - (0.9 \ln 2 - 2.4 \ln 6)$$

$$0.9 \ln 6 - 2.4 \ln 8 - 0.9 \ln 2 + 2.4 \ln 6$$

$$3.3 \ln 6 - 2.4 \ln 2^3 - 0.9 \ln 2$$

$$3.3 (\ln 2 + \ln 3) - 7.2 \ln 2 - 0.9 \ln 2$$

$$3.3 \ln 2 + 3.3 \ln 3 - 7.2 \ln 2 - 0.9 \ln 2$$

$$~~3.3~~ \quad \underline{3.3 \ln 3 - 4.8 \ln 2}$$



14. The curve C , in the standard Cartesian plane, is defined by the equation

$$x = 4 \sin 2y \quad \frac{-\pi}{4} < y < \frac{\pi}{4}$$

The curve C passes through the origin O

(a) Find the value of $\frac{dy}{dx}$ at the origin.

(2)

(b) (i) Use the small angle approximation for $\sin 2y$ to find an equation linking x and y for points close to the origin.

(ii) Explain the relationship between the answers to (a) and (b)(i).

(2)

(c) Show that, for all points (x, y) lying on C ,

$$\frac{dy}{dx} = \frac{1}{a\sqrt{b-x^2}}$$

where a and b are constants to be found.

(3)

a/ $\frac{dx}{dy} = 8 \cos 2y$

$$\frac{dy}{dx} = \frac{1}{8 \cos 2y}$$

when $y=0$ $\frac{dy}{dx} = \frac{1}{8}$

b i/ $\sin 2y \approx 2y$

$$x = 4(2y)$$

$$x = 8y$$

ii/ The line $x = 8y$ \Leftrightarrow
 $y = \frac{1}{8}x$ has the gradient $\frac{1}{8}$
as found in (a)



Question 14 continued

$$c) \quad \frac{dy}{dx} = \frac{1}{8 \cos 2y}$$

$$\begin{aligned} x &= 4 \sin 2y \\ \frac{x}{4} &= \sin 2y \\ \frac{x^2}{16} &= \sin^2 2y \end{aligned}$$

$$\begin{aligned} \sin^2 2y + \cos^2 2y &= 1 \\ \sin^2 2y &= 1 - \cos^2 2y \\ \sin 2y &= \sqrt{1 - \cos^2 2y} \\ \cos^2 2y &= 1 - \sin^2 2y \\ \cos 2y &= \sqrt{1 - \sin^2 2y} \end{aligned}$$

$$\begin{aligned} \frac{dy}{dx} &= \frac{1}{8 \sqrt{1 - \sin^2 2y}} \\ &= \frac{1}{8 \sqrt{1 - \frac{x^2}{16}}} \\ &= \frac{1}{8 \sqrt{\frac{16 - x^2}{16}}} \\ &= \frac{1}{8 \sqrt{\frac{1}{16}} \sqrt{16 - x^2}} \\ &= \frac{1}{2 \sqrt{16 - x^2}} \end{aligned}$$

DO NOT WRITE IN THIS AREA

