

Please check the examination details below before entering your candidate information

Candidate surname

Other names

Centre Number

Candidate Number

--	--	--	--	--

--	--	--	--

Pearson Edexcel Level 3 GCE

Time 2 hours

Paper
reference

9MA0/01

Mathematics

Advanced

PAPER 1: Pure Mathematics 1

You must have:

Mathematical Formulae and Statistical Tables (Green), calculator

Total Marks

Candidates may use any calculator allowed by Pearson regulations. Calculators must not have the facility for symbolic algebra manipulation, differentiation and integration, or have retrievable mathematical formulae stored in them.

Instructions

- Use **black** ink or ball-point pen.
- If pencil is used for diagrams/sketches/graphs it must be dark (HB or B).
- **Fill in the boxes** at the top of this page with your name, centre number and candidate number.
- Answer **all** questions and ensure that your answers to parts of questions are clearly labelled.
- Answer the questions in the spaces provided
– *there may be more space than you need.*
- You should show sufficient working to make your methods clear. Answers without working may not gain full credit.
- Inexact answers should be given to three significant figures unless otherwise stated.

Information

- A booklet 'Mathematical Formulae and Statistical Tables' is provided.
- There are 16 questions in this question paper. The total mark for this paper is 100.
- The marks for **each** question are shown in brackets
– *use this as a guide as to how much time to spend on each question.*

Advice

- Read each question carefully before you start to answer it.
- Try to answer every question.
- Check your answers if you have time at the end.

Turn over ►

P69601A

©2022 Pearson Education Ltd.

Q:1/1/1/1/




Pearson

1. The point $P(-2, -5)$ lies on the curve with equation $y = f(x)$, $x \in \mathbb{R}$

Find the point to which P is mapped, when the curve with equation $y = f(x)$ is transformed to the curve with equation

(a) $y = f(x) + 2$ *up 2* (1)

(b) $y = |f(x)|$ *all y positive* (1)

(c) $y = 3f(x - 2) + 2$ *x right 2 y x3 + 2* (2)

a/ $(-2, -3)$

b/ $(-2, 5)$

c/ $(0, -13)$



DO NOT WRITE IN THIS AREA

Question 1 continued

Lined area for writing the answer to Question 1.

(Total for Question 1 is 4 marks)



2.

 $f(x) = (x - 4)(x^2 - 3x + k) - 42$ where k is a constantGiven that $(x + 2)$ is a factor of $f(x)$, find the value of k .

(3)

$$f(-2) = 0$$

$$(-2 - 4)((-2)^2 - 3(-2) + k) - 42 = 0$$

$$-6(10 + k) - 42 = 0$$

$$-60 - 6k - 42 = 0$$

$$-102 = 6k$$

$$\underline{\underline{k = -17}}$$

DO NOT WRITE IN THIS AREA

DO NOT WRITE IN THIS AREA

DO NOT WRITE IN THIS AREA



DO NOT WRITE IN THIS AREA

Question 2 continued

Lined area for writing the answer to Question 2.

(Total for Question 2 is 3 marks)



3. A circle has equation

$$x^2 + y^2 - 10x + 16y = 80$$

(a) Find

(i) the coordinates of the centre of the circle,

(ii) the radius of the circle.

(3)

Given that P is the point on the circle that is furthest away from the origin O ,

(b) find the exact length OP

(2)

a/ $x^2 - 10x + y^2 + 16y = 80$

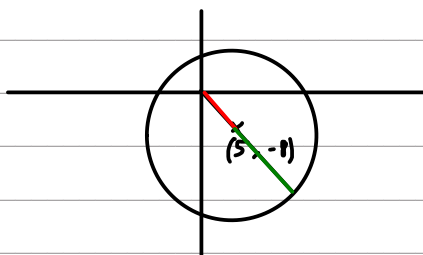
$$(x - 5)^2 - 25 + (y + 8)^2 - 64 = 80$$

$$(x - 5)^2 + (y + 8)^2 = 169$$

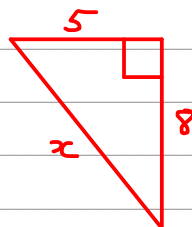
i/ $(5, -8)$

ii/ 13

b/



$$r = 13$$



$$\begin{aligned} x^2 &= 5^2 + 8^2 \\ x &= \sqrt{5^2 + 8^2} \\ &= \sqrt{89} \end{aligned}$$

$$\underline{\underline{13 + \sqrt{89}}}$$



DO NOT WRITE IN THIS AREA

Question 3 continued

Lined area for writing the answer to Question 3.

(Total for Question 3 is 5 marks)



4. (a) Express $\lim_{\delta x \rightarrow 0} \sum_{x=2.1}^{6.3} \frac{2}{x} \delta x$ as an integral.

(1)

(b) Hence show that

$$\lim_{\delta x \rightarrow 0} \sum_{x=2.1}^{6.3} \frac{2}{x} \delta x = \ln k$$

where k is a constant to be found.

(2)

$$a/ \int_{2.1}^{6.3} \frac{2}{x} dx$$

$$b/ [2 \ln x]_{2.1}^{6.3}$$

$$2 \ln 6.3 - 2 \ln 2.1$$

$$2 (\ln 6.3 - \ln 2.1)$$

$$2 \ln 3$$

$$\ln 3^2$$

$$\underline{\underline{\ln 9}}$$



DO NOT WRITE IN THIS AREA

Question 4 continued

Lined area for writing the answer to Question 4.

(Total for Question 4 is 3 marks)



5. The height, h metres, of a tree, t years after being planted, is modelled by the equation

$$h^2 = at + b \quad 0 \leq t < 25$$

where a and b are constants.

Given that

h t

- the height of the tree was 2.60 m, exactly 2 years after being planted
- the height of the tree was 5.10 m, exactly 10 years after being planted

- (a) find a complete equation for the model, giving the values of a and b to 3 significant figures. (4)

Given that the height of the tree was 7 m, exactly 20 years after being planted

- (b) evaluate the model, giving reasons for your answer. (2)

$$a/ \quad (2.6)^2 = a(2) + b \quad (5.1)^2 = a(10) + b$$

$$6.76 = 2a + b \quad 26.01 = 10a + b$$

$$\begin{array}{rcl} 26.01 & = & 10a + b \\ 6.76 & = & 2a + b \end{array} \quad \left(\begin{array}{l} \text{Simultaneous} \\ \text{equations} \end{array} \right)$$

$$19.25 = 8a$$

$$a = 2.41$$

$$\begin{aligned} b &= 6.76 - 2(2.41) \\ &= 1.95 \end{aligned}$$

$$\underline{a = 2.41} \quad \underline{b = 1.95}$$

$$h^2 = 2.41t + 1.95$$

$$b/ \quad \text{when } t = 20$$

$$h^2 = 2.41(20) + 1.95$$

$$h^2 = 50.15$$

$$h = 7.08 \text{ m}$$

7.08 is close to 7, the model seems to be accurate



DO NOT WRITE IN THIS AREA

DO NOT WRITE IN THIS AREA



6.

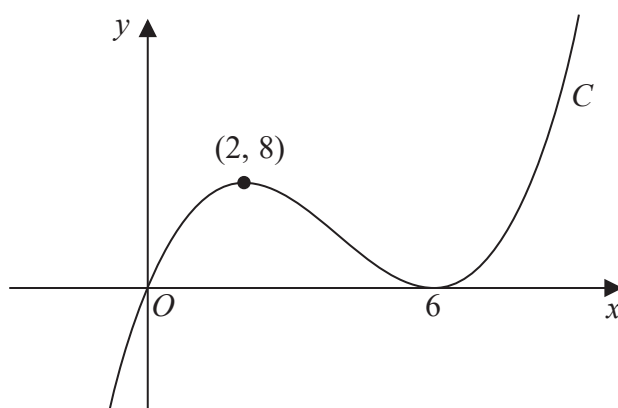


Figure 1

Figure 1 shows a sketch of a curve C with equation $y = f(x)$ where $f(x)$ is a cubic expression in x .

The curve

- passes through the origin
- has a maximum turning point at $(2, 8)$
- has a minimum turning point at $(6, 0)$

(a) Write down the set of values of x for which

$$f'(x) < 0$$

(1)

The line with equation $y = k$, where k is a constant, intersects C at only one point.

(b) Find the set of values of k , giving your answer in set notation.

(2)

(c) Find the equation of C . You may leave your answer in factorised form.

(3)

a/ $2 < x < 6$ (Gradient is negative)

b/ $k > 8$ or $k < 0$

$$\{k: k > 8\} \cup \{k: k < 0\}$$

c/ $y = ax(x-6)^2$ $(2, 8)$

$$8 = a(2)(2-6)^2$$

$$8 = 32a$$

$$a = \frac{1}{4}$$



DO NOT WRITE IN THIS AREA

DO NOT WRITE IN THIS AREA

DO NOT WRITE IN THIS AREA

Question 6 continued

$$y = \frac{1}{4} x (x - 6)^2$$

(Total for Question 6 is 6 marks)



7. (i) Given that p and q are integers such that

pq is even

use algebra to prove by contradiction that at least one of p or q is even.

(3)

(ii) Given that x and y are integers such that

- $x < 0$
- $(x + y)^2 < 9x^2 + y^2$

show that $y > 4x$

(2)

7:1 assume p and q are odd.

$$\text{Let } p = 2n + 1 \quad \text{Let } q = 2m + 1$$

$$pq = (2n + 1)(2m + 1)$$

$$= 4nm + 2n + 2m + 1$$

$$= 2(2nm + n + m) + 1$$

pq is odd. \therefore contradiction p ^{and} q must be even.

$$\text{ii) } x < 0 \quad (x + y)^2 < 9x^2 + y^2$$

$$(x + y)(x + y) < 9x^2 + y^2$$

$$x^2 + xy + xy + y^2 < 9x^2 + y^2$$

$$x^2 + 2xy + y^2 < 9x^2 + y^2$$

$$2xy < 8x^2$$

$$\div 2x \quad \div 2x$$

divide by negative \therefore

inequality flips/changes

$$y > 4x$$



DO NOT WRITE IN THIS AREA

Question 7 continued

Lined area for writing the answer to Question 7.

(Total for Question 7 is 5 marks)



8.

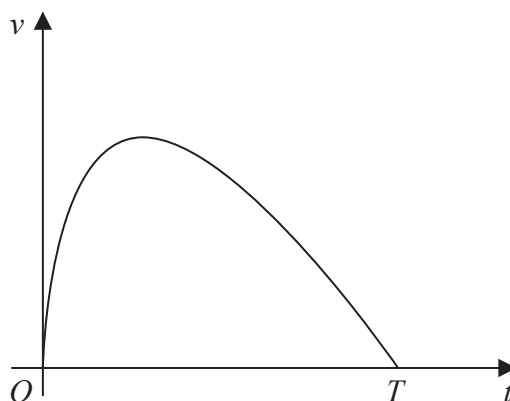


Figure 2

A car stops at two sets of traffic lights.

Figure 2 shows a graph of the speed of the car, $v \text{ ms}^{-1}$, as it travels between the two sets of traffic lights.

The car takes T seconds to travel between the two sets of traffic lights.

The speed of the car is modelled by the equation

$$v = (10 - 0.4t) \ln(t + 1) \quad 0 \leq t \leq T$$

where t seconds is the time after the car leaves the first set of traffic lights.

According to the model,

(a) find the value of T (1)

(b) show that the maximum speed of the car occurs when

$$t = \frac{26}{1 + \ln(t + 1)} - 1 \quad (4)$$

Using the iteration formula

$$t_{n+1} = \frac{26}{1 + \ln(t_n + 1)} - 1$$

with $t_1 = 7$

(c) (i) find the value of t_3 to 3 decimal places,
 (ii) find, by repeated iteration, the time taken for the car to reach maximum speed. (3)

$$\begin{aligned} a) \quad v &= (10 - 0.4t) \ln(t + 1) \\ t &= \underline{\underline{25}} \quad \quad \quad t = \underline{\underline{0}} \end{aligned}$$

Question 8 continued

$$T = 25$$

b/ max speed is where $\frac{dv}{dt} = 0$

$$v = (10 - 0.4t) \ln(t+1)$$

$$u = 10 - 0.4t \quad v = \ln(t+1)$$

$$\frac{du}{dt} = -0.4 \quad \frac{dv}{dt} = \frac{1}{t+1}$$

$$\frac{dv}{dt} = -0.4 \ln(t+1) + \frac{10 - 0.4t}{t+1}$$

max speed where $\frac{dv}{dt} = 0$

$$-0.4 \ln(t+1) + \frac{10 - 0.4t}{t+1} = 0$$

$$-0.4(t+1) \ln(t+1) + 10 - 0.4t = 0$$

$$(-0.4t - 0.4) \ln(t+1) + 10 - 0.4t = 0$$

$$-0.4t \ln(t+1) - 0.4 \ln(t+1) + 10 - 0.4t = 0$$

$$-0.4 \ln(t+1) + 10 = 0.4t + 0.4t \ln(t+1)$$

$$-\ln(t+1) + 25 = t + t \ln(t+1)$$

$$25 - \ln(t+1) = t(1 + \ln(t+1))$$

$$\frac{25 - \ln(t+1)}{1 + \ln(t+1)} = t$$



Question 8 continued

$$\frac{26 - 1 - \ln(t+1)}{1 + \ln(t+1)} = t$$

$$\frac{26}{1 + \ln(t+1)} - \frac{1 + \ln(t+1)}{1 + \ln(t+1)} = t$$

$$\frac{26}{1 + \ln(t+1)} - 1 = t$$

c i/ $t_{n+1} = \frac{26}{1 + \ln(t_n + 1)} - 1 \quad t_1 = 7$

$$t_2 = \frac{26}{1 + \ln(7+1)} - 1$$

$$= 7.443$$

$$t_3 = \underline{\underline{7.298}}$$

ii/ $t_4 = 7.344$

$$t_5 = 7.337$$

$$t_6 = \underline{\underline{7.333}}$$

$$7.33 \text{ seconds (3 sf)}$$

DO NOT WRITE IN THIS AREA

DO NOT WRITE IN THIS AREA

DO NOT WRITE IN THIS AREA



DO NOT WRITE IN THIS AREA

Question 8 continued

Lined area for writing the answer to Question 8.

(Total for Question 8 is 8 marks)



9.

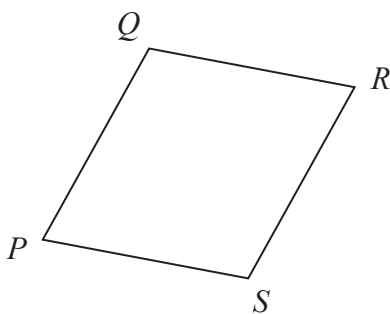


Figure 3

Figure 3 shows a sketch of a parallelogram $PQRS$.

Given that

- $\vec{PQ} = 2\mathbf{i} + 3\mathbf{j} - 4\mathbf{k}$
- $\vec{QR} = 5\mathbf{i} - 2\mathbf{k}$

(a) show that parallelogram $PQRS$ is a rhombus.

(2)

(b) Find the exact area of the rhombus $PQRS$.

(4)

a/ rhombus has equal sides.

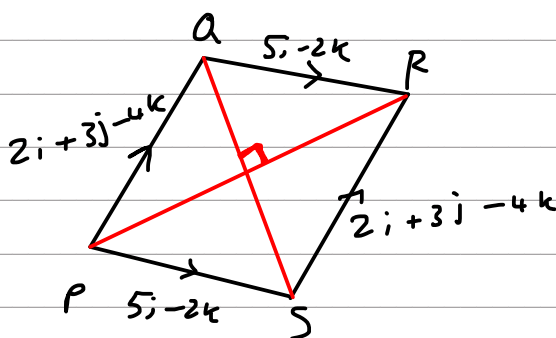
$$PQ = \sqrt{2^2 + 3^2 + 4^2}$$

$$QR = \sqrt{5^2 + 2^2}$$

$$= \underline{\underline{\sqrt{29}}}$$

$$= \underline{\underline{\sqrt{29}}}$$

b/



$$\vec{PR} = \begin{pmatrix} 2 \\ 3 \\ -4 \end{pmatrix} + \begin{pmatrix} 5 \\ 0 \\ -2 \end{pmatrix} = \begin{pmatrix} 7 \\ 3 \\ -6 \end{pmatrix}$$

$$\vec{QS} = \begin{pmatrix} 5 \\ 0 \\ -2 \end{pmatrix} - \begin{pmatrix} 2 \\ 3 \\ -4 \end{pmatrix} = \begin{pmatrix} 3 \\ -3 \\ 2 \end{pmatrix}$$

$$\text{Length } PR = \sqrt{7^2 + 3^2 + 6^2} = \sqrt{94}$$

$$\text{Length } QS = \sqrt{3^2 + 3^2 + 2^2} = \sqrt{22}$$



DO NOT WRITE IN THIS AREA

DO NOT WRITE IN THIS AREA

DO NOT WRITE IN THIS AREA

Question 9 continued

$$\begin{aligned} \text{Area} &= \frac{1}{2} \sqrt{94} \sqrt{22} \\ &= \sqrt{517} \end{aligned}$$



Question 9 continued

DO NOT WRITE IN THIS AREA

DO NOT WRITE IN THIS AREA

DO NOT WRITE IN THIS AREA



DO NOT WRITE IN THIS AREA

Question 9 continued

Lined area for writing the answer to Question 9.

(Total for Question 9 is 6 marks)



10. A scientist is studying the number of bees and the number of wasps on an island.

The number of bees, measured in thousands, N_b , is modelled by the equation

$$N_b = 45 + 220e^{0.05t}$$

where t is the number of years from the start of the study.

According to the model,

- (a) find the number of bees at the start of the study, (1)

- (b) show that, exactly 10 years after the start of the study, the number of bees was increasing at a **rate** of approximately 18 thousand per year. (3)

The number of wasps, measured in thousands, N_w , is modelled by the equation

$$N_w = 10 + 800e^{-0.05t}$$

where t is the number of years from the start of the study.

When $t = T$, according to the models, there are an equal number of bees and wasps.

- (c) Find the value of T to 2 decimal places. (4)

a/ when $t=0$ $N_B = \underline{\underline{265,000}}$

b/ $N = 45 + 220e^{0.05t}$

$$\frac{dN}{dt} = 11e^{0.05t}$$

when $t=10$ $\frac{dN}{dt} = 11e^{0.05(10)}$

$$= 18.1359...$$

$$18.1 \approx 18 \text{ (thousands)}$$

c/ $45 + 220e^{0.05T} = 10 + 800e^{-0.05T}$

$$35 + 220e^{0.05T} = \frac{800}{e^{0.05T}}$$

$$35e^{0.05T} + 220e^{0.1T} = 800$$



Question 10 continued

$$220e^{0.1T} + 35e^{0.05T} - 800 = 0$$

$$44e^{0.1T} + 7e^{0.05T} - 160 = 0$$

$$a=44 \quad b=7 \quad c=-160$$

$$e^{0.05T} = 1.829 \quad e^{0.05T} = -1.988$$

$$0.05T = \ln 1.829$$

X

$$T = \frac{\ln 1.829}{0.05}$$

$$= \underline{\underline{12.08}}$$



Question 10 continued

DO NOT WRITE IN THIS AREA

DO NOT WRITE IN THIS AREA

DO NOT WRITE IN THIS AREA



DO NOT WRITE IN THIS AREA

Question 10 continued

Lined area for writing the answer to Question 10.

(Total for Question 10 is 8 marks)



11.

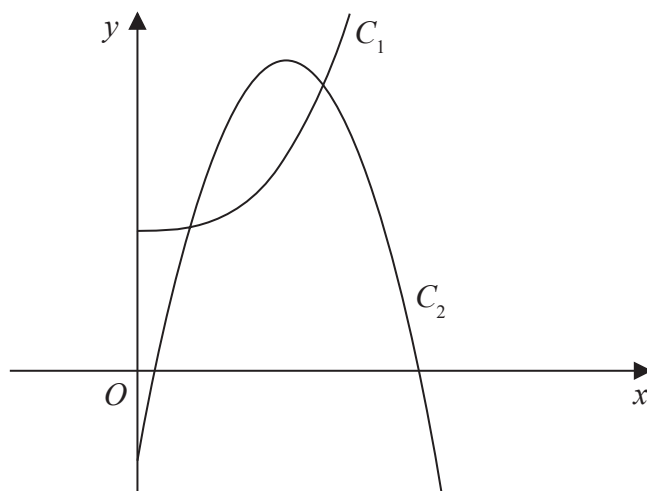


Figure 4

Figure 4 shows a sketch of part of the curve C_1 with equation

$$y = 2x^3 + 10 \quad x > 0$$

and part of the curve C_2 with equation

$$y = 42x - 15x^2 - 7 \quad x > 0$$

- (a) Verify that the curves intersect at $x = \frac{1}{2}$

(2)

The curves intersect again at the point P

- (b) Using algebra and showing all stages of working, find the exact x coordinate of P

(5)

$$\begin{aligned} \text{a/ when } x = \frac{1}{2} \quad C_1 : y &= 2\left(\frac{1}{2}\right)^3 + 10 = 10.25 \\ C_2 : y &= 42\left(\frac{1}{2}\right) - 15\left(\frac{1}{2}\right)^2 - 7 = 10.25 \end{aligned}$$

both go through $\left(\frac{1}{2}, 10.25\right)$

$$\text{b/} \quad 2x^3 + 10 = 42x - 15x^2 - 7$$

$$2x^3 + 15x^2 - 42x + 17 = 0$$

$x = \frac{1}{2}$ is a solution $\therefore (2x - 1)$ is a factor



Question 11 continued

$$\begin{array}{r}
 x^2 + 8x - 17 \\
 2x - 1 \overline{) 2x^3 + 15x^2 - 42x + 17} \\
 \underline{2x^3 - x^2} \\
 16x^2 - 42x \\
 \underline{16x^2 - 8x} \\
 -34x + 17
 \end{array}$$

$$(2x - 1)(x^2 + 8x - 17) \quad (\text{solved using calculator})$$

$$x = \frac{1}{2} \quad x = -4 + \sqrt{33} \quad x = -4 - \sqrt{33}$$

$$x > 0 \quad \therefore p \text{ has } x \text{ coordinate } \underline{\underline{-4 + \sqrt{33}}}$$



Question 11 continued

DO NOT WRITE IN THIS AREA

DO NOT WRITE IN THIS AREA

DO NOT WRITE IN THIS AREA



DO NOT WRITE IN THIS AREA

Question 11 continued

Lined area for writing the answer to Question 11.

(Total for Question 11 is 7 marks)



12.

In this question you must show all stages of your working.

Solutions relying on calculator technology are not acceptable.

Show that

$$\int_1^{e^2} x^3 \ln x \, dx = ae^8 + b$$

where a and b are rational constants to be found.

(5)

$$\int v \frac{du}{dx} dx = uv - \int u \frac{dv}{dx} dx$$

$$v = \ln x \quad \frac{du}{dx} = x^3$$

$$\frac{dv}{dx} = \frac{1}{x} \quad u = \frac{1}{4} x^4$$

$$\frac{1}{4} x^4 \ln x - \int \frac{1}{4x} \cdot x^4 dx$$

$$\frac{1}{4} x^4 \ln x - \int \frac{1}{4} x^3 dx$$

$$\left[\frac{1}{4} x^4 \ln x - \frac{1}{16} x^4 + C \right]_1^{e^2}$$

$$\left(\frac{1}{4} (e^2)^4 \ln e^2 - \frac{1}{16} (e^2)^4 \right) - \left(\frac{1}{4} \ln 1 - \frac{1}{16} \right)$$

$$\frac{1}{4} e^8 (2) - \frac{1}{16} e^8 - \left(-\frac{1}{16} \right)$$

$$\frac{1}{2} e^8 - \frac{1}{16} e^8 + \frac{1}{16}$$

$$\frac{7}{16} e^8 + \frac{1}{16}$$



DO NOT WRITE IN THIS AREA

Question 12 continued

Lined area for writing the answer to Question 12.

(Total for Question 12 is 5 marks)



13. (i) In an arithmetic series, the first term is a and the common difference is d .

Show that

$$S_n = \frac{n}{2} [2a + (n-1)d] \quad (3)$$

- (ii) James saves money over a number of weeks to buy a printer that costs £64

He saves £10 in week 1, £9.20 in week 2, £8.40 in week 3 and so on, so that the weekly amounts he saves form an arithmetic sequence.

Given that James takes n weeks to save exactly £64

- (a) show that

$$n^2 - 26n + 160 = 0 \quad (2)$$

- (b) Solve the equation

$$n^2 - 26n + 160 = 0 \quad (1)$$

- (c) Hence state the number of weeks James takes to save enough money to buy the printer, giving a brief reason for your answer.

(1)

$$\begin{aligned} i/ S_n &= a + (a+d) + (a+2d) + \dots + (a+(n-3)d) + (a+(n-2)d) + (a+(n-1)d) \\ S_n &= (a+(n-1)d) + (a+(n-2)d) + (a+(n-3)d) + \dots + (a+2d) + (a+d) + a \end{aligned}$$

$$2S_n = 2a + (n-1)d + 2a + (n-1)d + 2a + (n-1)d \dots$$

$$2S_n = n(2a + (n-1)d)$$

$$S_n = \frac{n}{2} (2a + (n-1)d)$$

$$ii/ \quad a/ \quad a=10 \quad d=-0.8$$

$$S_n = 64$$

$$64 = \frac{n}{2} (2(10) + (n-1)(-0.8))$$



Question 13 continued

$$64 = \frac{n}{2} (20 - 0.8n + 0.8)$$

$$64 = \frac{n}{2} (20.8 - 0.8n)$$

$$128 = 20.8n - 0.8n^2$$

$$160 = 26n - n^2$$

$$\underline{n^2 - 26n + 160 = 0}$$

b/ $\underline{n=10}$ $\underline{n=16}$

c/ $n=10$ It will take 10 weeks

To get to $n=16$ he would have to start saving a negative amount.



Question 13 continued

DO NOT WRITE IN THIS AREA

DO NOT WRITE IN THIS AREA

DO NOT WRITE IN THIS AREA



DO NOT WRITE IN THIS AREA

Question 13 continued

Lined area for writing the answer to Question 13.

(Total for Question 13 is 7 marks)



14.

In this question you must show all stages of your working.

Solutions relying entirely on calculator technology are not acceptable.

(a) Given that

$$2 \sin(x - 60^\circ) = \cos(x - 30^\circ)$$

show that

$$\tan x = 3\sqrt{3} \quad (4)$$

(b) Hence or otherwise solve, for $0 \leq \theta < 180^\circ$

$$2 \sin 2\theta = \cos(2\theta + 30^\circ) \quad x = 2\theta + 60$$

giving your answers to one decimal place.

(4)

$$\sin(A-B) = \sin A \cos B - \cos A \sin B$$

$$\cos(A-B) = \cos A \cos B + \sin A \sin B$$

$$2(\sin x \cos 60 - \cos x \sin 60) = \cos x \cos 30 + \sin x \sin 30$$

$$2\left(\frac{1}{2} \sin x - \frac{\sqrt{3}}{2} \cos x\right) = \frac{\sqrt{3}}{2} \cos x + \frac{1}{2} \sin x$$

$$\sin x - \sqrt{3} \cos x = \frac{\sqrt{3}}{2} \cos x + \frac{1}{2} \sin x$$

$$\frac{1}{2} \sin x = \frac{3\sqrt{3}}{2} \cos x$$

$$\sin x = 3\sqrt{3} \cos x$$

$$\tan x = 3\sqrt{3}$$

$$\text{b1} \quad \tan(2\theta + 60) = 3\sqrt{3}$$

$$2\theta + 60 = 79.1, 259.1, 439.1$$

x

$$\theta = \underline{\underline{9.6^\circ}}, \underline{\underline{99.6^\circ}},$$



DO NOT WRITE IN THIS AREA

Question 14 continued

Lined area for writing the answer to Question 14.



Question 14 continued

DO NOT WRITE IN THIS AREA

DO NOT WRITE IN THIS AREA

DO NOT WRITE IN THIS AREA



DO NOT WRITE IN THIS AREA

Question 14 continued

Lined area for writing the answer to Question 14.

(Total for Question 14 is 8 marks)



15.

$$\text{Area of sector} = \frac{\theta}{2} r^2$$

$$\text{Arc length} = r\theta$$

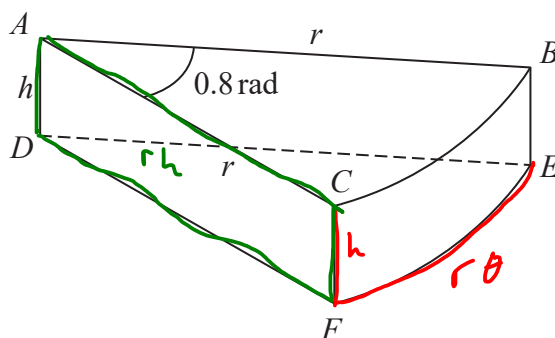


Figure 5

A company makes toys for children.

Figure 5 shows the design for a solid toy that looks like a piece of cheese.

The toy is modelled so that

- face ABC is a sector of a circle with radius r cm and centre A
- angle $BAC = 0.8$ radians
- faces ABC and DEF are congruent
- edges AD , CF and BE are perpendicular to faces ABC and DEF
- edges AD , CF and BE have length h cm

Given that the volume of the toy is 240 cm^3

(a) show that the surface area of the toy, $S \text{ cm}^2$, is given by

$$S = 0.8r^2 + \frac{1680}{r}$$

making your method clear.

(4)

Using algebraic differentiation,

(b) find the value of r for which S has a stationary point.

(4)

(c) Prove, by further differentiation, that this value of r gives the minimum surface area of the toy.

(2)

$$a/ \quad \text{Volume} = 240$$

$$\frac{\theta}{2} r^2 h = 240$$

$$0.4r^2 h = 240$$

$$r^2 h = 600 \longrightarrow h = \frac{600}{r^2}$$



Question 15 continued

$$\text{surface area} = 2rh + r\theta h + 2 \frac{\theta}{2} r^2$$

$$= 2rh + 0.8rh + 2 \cdot 0.4 r^2$$

$$= 2.8rh + 0.8r^2$$

$$= 2.8r \left(\frac{600}{r^2} \right) + 0.8r^2$$

$$= \frac{1680}{r} + 0.8r^2$$

$$b/ \quad S = 1680r^{-1} + 0.8r^2$$

$$\frac{dS}{dr} = -1680r^{-2} + 1.6r$$

$$\text{stationary when } \frac{dS}{dr} = 0$$

$$-1680r^{-2} + 1.6r = 0$$

$$1.6r = \frac{1680}{r^2}$$

$$1.6r^3 = 1680$$

$$r^3 = 1050$$

$$r = \underline{\underline{10.2}}$$



Question 15 continued

$$c/ \quad \frac{d^2s}{dr^2} = 3360r^{-3} + 1.6$$

$$\text{when } r = 10.2$$

$$\frac{d^2s}{dr^2} = 4.8$$

positive \therefore Minimum

DO NOT WRITE IN THIS AREA

DO NOT WRITE IN THIS AREA

DO NOT WRITE IN THIS AREA



DO NOT WRITE IN THIS AREA

Question 15 continued

Lined area for writing the answer to Question 15.

(Total for Question 15 is 10 marks)



16.

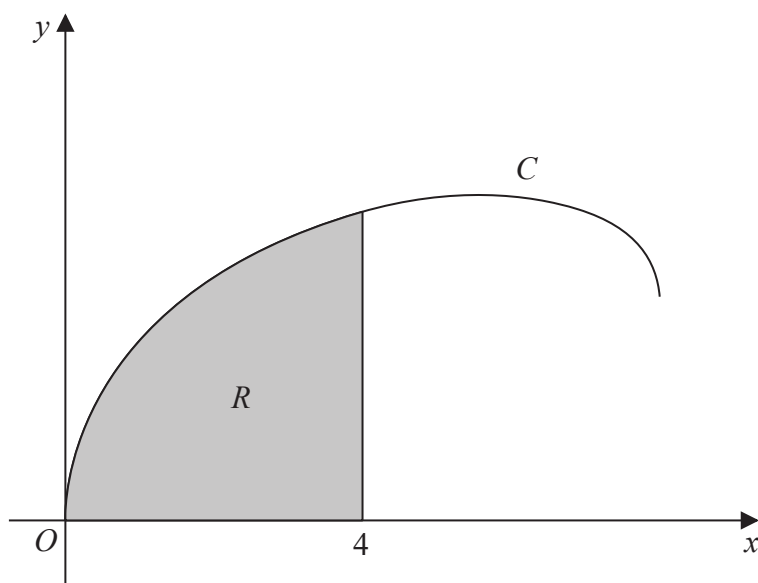


Figure 6

Figure 6 shows a sketch of the curve C with parametric equations

$$x = 8 \sin^2 t \quad y = 2 \sin 2t + 3 \sin t \quad 0 \leq t \leq \frac{\pi}{2}$$

The region R , shown shaded in Figure 6, is bounded by C , the x -axis and the line with equation $x = 4$

(a) Show that the area of R is given by

$$\int_0^a (8 - 8 \cos 4t + 48 \sin^2 t \cos t) dt$$

where a is a constant to be found.

(5)

(b) Hence, using algebraic integration, find the exact area of R .

(4)

$$\int_0^4 y \frac{dx}{dt} dt$$

$$x = 8 \sin^2 t$$

$$4 = 8 \sin^2 t \quad 0 = 8 \sin^2 t$$

$$\frac{1}{2} = \sin^2 t \quad 0 = \sin^2 t$$

$$t = \frac{1}{4}\pi \quad t = 0$$

$$\int_0^{\frac{1}{4}\pi} 2 \sin 2t + 3 \sin t \frac{dx}{dt} dt$$



Question 16 continued

$$x = 8 \sin^2 t$$

$$= 8 (\sin t)^2$$

$$\frac{dx}{dt} = 16 \sin t \cos t$$

$$\int_0^{\frac{1}{4}\pi} (2 \sin 2t + 3 \sin t) (16 \sin t \cos t) dt$$

$$\sin 2t = 2 \sin t \cos t$$

$$8 \sin 2t = 16 \sin t \cos t$$

$$\int_0^{\frac{1}{4}\pi} (2 \sin 2t + 3 \sin t) (8 \sin 2t) dt$$

$$\int_0^{\frac{1}{4}\pi} 16 \sin^2 2t + 24 \sin 2t \sin t dt$$

$$\cos 2t = \cos^2 t - \sin^2 t$$

$$= 1 - 2 \sin^2 t$$

$$\cos 4t = 1 - 2 \sin^2 2t$$

$$8 \cos 4t = 8 - 16 \sin^2 2t$$

$$16 \sin^2 2t = 8 - 8 \cos 4t$$

$$\int_0^{\frac{1}{4}\pi} 8 - 8 \cos 4t + 24 \sin 2t \sin t dt$$

$$\sin 2t = 2 \sin t \cos t$$

$$\int_0^{\frac{1}{4}\pi} 8 - 8 \cos 4t + 48 \sin^2 t \cos t dt$$

Question 16 continued

$$b/ \left[8t - \frac{8}{4} \sin 4t + 16 \sin^3 t \right]_0^{\frac{1}{4}\pi}$$

$$\int 48 \sin^2 t \cos t \frac{dt}{du} du$$

$$u = \sin^2 t$$

$$\frac{du}{dt} = 2 \sin t \cos t$$

$$\int 48u \cos t \cdot \frac{1}{2 \sin t \cos t} du$$

$$\int 24u \frac{1}{\sin t} du$$

$$\sin t = \sqrt{u}$$

$$\int 24u \cdot u^{-\frac{1}{2}} du$$

$$\int 24u^{\frac{1}{2}} du$$

$$16u^{\frac{3}{2}}$$

$$16(\sin^2 t)^{\frac{3}{2}}$$

$$16 \sin^3 t$$

$$\left[8t - \frac{8}{4} \sin 4t + 16 \sin^3 t \right]_0^{\frac{1}{4}\pi}$$

$$(2\pi + 4\sqrt{2}) - (0)$$

$$\underline{\underline{2\pi + 4\sqrt{2}}}$$

(Total for Question 16 is 9 marks)

TOTAL FOR PAPER IS 100 MARKS

